



INDUSTRIAL LIQUID FILTRATION HOUSING

FILTRATION & PROCESSING SOLUTIONS | WWW.PENTAIRINDUSTRIAL.COM



Filtration & Separation solutions from Pentair Industrial Filtration are designed using advance technology and customized solutions to complement your broad range of applications.



Industrial Filtration Housing Solutions

Features

- Designed for ease in Handling, Change-over & Use
- Mirror polished or sand blast external surface
- Accommodates 10 to 40 inch cartridges with various end caps
- Clamp, Flange & Davit designs to suit different requirements
- Construction in SS 304 & SS 316L
- MSRL & Specialty material available on request
- For bag filter housings single / multiple bags can be accommodated
- Drain & Vent port Available
- Option of 100 psi & 150 psi pressure rating
- Durable housings for commercial, Industrial & Municipal applications



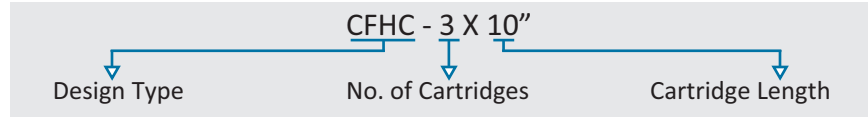
Applications

- Galvanic Industry
- Petro Chemicals
- Condensate Polishing
- Cooling Tower
- Pre RO Filtration
- Electronic
- Semi-Conductor
- Food and Beverages
- Metal Part Washing
- Resin, Polymer
- Automotive
- Paint
- Chemical Industry
- Water Treatment

CARTRIDGE FILTER HOUSING

Design type :


- 1) CFHC - Clamp Type
- 2) CFHF - Flange Type
- 3) CFHF(HP) - Flang Type High Pressure
- 4) CFHD - Davit Type



NOTE - Available with Inlet, Outlet, Drain & Vent - BSPF / NPTF threading or ANSI - Flange depending on size for all design type.

CFHC

Model Description	Recommended Flow @ 1.0 m3/hr per 10" Cartridge - m3/hr (GPM)	No of Cartridges	Inlet/Outlet Opening	Drain - (NPT Female)	Vent - (NPT Female)	Internal Diameter (mm)
CFHC (Clamp Type) / Working Pressure:100psi						
CFHC - 3 x 10"	3.0 (13.2)	3 of 10" Long	1.5" (Threaded)	1/2"	1/4"	170
CFHC - 3 x 20"	6.0 (26.4)	3 of 20" Long	1.5" (Threaded)	1/2"	1/4"	170
CFHC - 3 x 30"	9.0 (39.6)	3 of 30" Long	1.5" (Threaded)	1/2"	1/4"	170
CFHC - 3 x 40"	12.0 (52.8)	3 of 40" Long	1.5" (Threaded)	1/2"	1/4"	170
CFHC - 5 x 10"	5.0 (22.2)	5 of 10" Long	1.5" (Threaded)	1/2"	1/4"	200
CFHC - 5 x 20"	10.0 (44.0)	5 of 20" Long	1.5" (Threaded)	1/2"	1/4"	200
CFHC - 5 x 30"	15.0 (66.0)	5 of 30" Long	1.5" (Threaded)	1/2"	1/4"	200
CFHC - 5 x 40"	20.0 (88.0)	5 of 40" Long	2" (Threaded)	1/2"	1/4"	200
CFHC - 7 x 10"	7.0 (30.8)	7 of 10" Long	2" (Threaded)	1/2"	1/4"	250
CFHC - 7 x 20"	14.0 (61.6)	7 of 20" Long	2" (Threaded)	1/2"	1/4"	250
CFHC - 7 x 30"	21.0 (92.4)	7 of 30" Long	2" (Threaded)	1/2"	1/4"	250
CFHC - 7 x 40"	28.0 (123.2)	7 of 40" Long	2" (Threaded)	1/2"	1/4"	250



CFHF(HP)


CFHF(HP) – Flange Type, High Pressure / Working Pressure:150psi (Housing <7 elements comes with hinge joint)						
CFHF(HP) - 5 x 10"	5.0 (22.2)	5 of 10" Long	1.5" (Flanged)	1/2"	1/4"	200
CFHF(HP) - 5 x 20"	10.0 (44.0)	5 of 20" Long	1.5" (Flanged)	1/2"	1/4"	200
CFHF(HP) - 5 x 30"	15.0 (66.0)	5 of 30" Long	2" (Flanged)	1/2"	1/4"	200
CFHF(HP) - 5 x 40"	20.0 (88.0)	5 of 40" Long	2" (Flanged)	1/2"	1/4"	200
CFHF(HP) - 7 x 10"	7.0 (30.8)	7 of 10" Long	2" (Flanged)	1/2"	1/4"	250
CFHF(HP) - 7 x 20"	14.0 (61.6)	7 of 20" Long	2" (Flanged)	1/2"	1/4"	250
CFHF(HP) - 7 x 30"	21.0 (92.4)	7 of 30" Long	2.5" (Flanged)	1/2"	1/4"	250
CFHF(HP) - 7 x 40"	28.0 (123.2)	7 of 40" Long	2.5" (Flanged)	1/2"	1/4"	250
CFHF(HP) - 11 x 30"	33.0 (145.2)	11 of 30" Long	3" (Flanged)	1/2"	1/4"	300
CFHF(HP) - 11 x 40"	44.0 (193.6)	11 of 40" Long	3" (Flanged)	1/2"	1/4"	300
CFHF(HP) - 15 x 30"	45.0 (198.0)	15 of 30" Long	3" (Flanged)	3/4"	1/4"	350
CFHF(HP) - 15 x 40"	60.0 (264.0)	15 of 40" Long	3" (Flanged)	3/4"	1/4"	350
CFHF(HP) - 19 x 30"	57.0 (250.8)	19 of 30" Long	4" (Flanged)	3/4"	1/4"	400
CFHF(HP) - 19 x 40"	76.0 (334.4)	19 of 40" Long	4" (Flanged)	3/4"	1/4"	400
CFHF(HP) - 27 x 30"	81.0 (356.4)	27 of 30" Long	4" (Flanged)	3/4"	1/4"	450
CFHF(HP) - 27 x 40"	108.0 (475.2)	27 of 40" Long	4" (Flanged)	3/4"	1/4"	450





CFHF

CFHD

CFHF

Model Description	Recommended Flow @ 1.0 m3/hr per 10" Cartridge - m3/hr (GPM)	No of Cartridges	Inlet/Outlet Opening	Drain - (NPT Female)	Vent - (NPT Female)	Internal Diameter (mm)
CFHF (Flange Type) / Working Pressure:100psi						
	CFHF - 5 x 10"	5.0 (22.2)	5 of 10" Long	1.5" (Threaded)	1/2"	200
	CFHF - 5 x 20"	10.0 (44.0)	5 of 20" Long	1.5" (Threaded)	1/2"	200
	CFHF - 5 x 30"	15.0 (66.0)	5 of 30" Long	1.5" (Threaded)	1/2"	200
	CFHF - 5 x 40"	20.0 (88.0)	5 of 40" Long	2" (Threaded)	1/2"	200
	CFHF - 7 x 10"	7.0 (30.8)	7 of 10" Long	2" (Threaded)	1/2"	250
	CFHF - 7 x 20"	14.0 (61.6)	7 of 20" Long	2" (Threaded)	1/2"	250
	CFHF - 7 x 30"	21.0 (92.4)	7 of 30" Long	2" (Threaded)	1/2"	250
	CFHF - 7 x 40"	28.0 (123.2)	7 of 40" Long	2" (Threaded)	1/2"	250
	CFHF - 11 x 30"	33.0 (145.2)	11 of 30" Long	2.5" (Flanged)	1/2"	300
	CFHF - 11 x 40"	44.0 (193.6)	11 of 40" Long	2.5" (Flanged)	1/2"	300
	CFHF - 15 x 30"	45.0 (198.0)	15 of 30" Long	3" (Flanged)	3/4"	350
	CFHF - 15 x 40"	60.0 (264.0)	15 of 40" Long	3" (Flanged)	3/4"	350
	CFHF - 19 x 30"	57.0 (250.8)	19 of 30" Long	3" (Flanged)	3/4"	400
	CFHF - 19 x 40"	76.0 (334.4)	19 of 40" Long	3" (Flanged)	3/4"	400


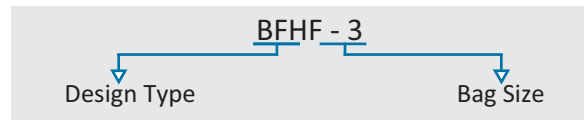
CFHD (Davit Type) / Working Pressure:150psi						
	CFHD - 11 x 30"	33.0 (145.2)	11 of 30" Long	3" (Flanged)	1/2"	300
	CFHD - 11 x 40"	44.0 (193.6)	11 of 40" Long	3" (Flanged)	1/2"	300
	CFHD - 15 x 30"	45.0 (198.0)	15 of 30" Long	3" (Flanged)	3/4"	350
	CFHD - 15 x 40"	60.0 (264.0)	15 of 40" Long	3" (Flanged)	3/4"	350
	CFHD - 19 x 30"	57.0 (250.8)	19 of 30" Long	4" (Flanged)	3/4"	400
	CFHD - 19 x 40"	76.0 (334.4)	19 of 40" Long	4" (Flanged)	3/4"	400
	CFHD - 27 x 30"	81.0 (356.4)	27 of 30" Long	4" (Flanged)	3/4"	450
	CFHD - 27 x 40"	108.0 (475.2)	27 of 40" Long	4" (Flanged)	3/4"	450
	CFHD - 30 x 30"	90.0 (396.0)	30 of 30" Long	4" (Flanged)	1"	500
	CFHD - 30 x 40"	120.0 (528.0)	30 of 40" Long	4" (Flanged)	1"	500
	CFHD - 36 x 30"	108.0 (475.2)	36 of 30" Long	4" (Flanged)	1"	550
	CFHD - 36 x 40"	144.0 (633.6)	36 of 40" Long	4" (Flanged)	1"	550
	CFHD - 40 x 30"	120.0 (528.0)	40 of 30" Long	4" (Flanged)	1"	600
	CFHD - 40 x 40"	160.0 (704.0)	40 of 40" Long	4" (Flanged)	1"	600
	CFHD - 50 x 30"	150.0 (660.0)	50 of 30" Long	6" (Flanged)	1"	650
	CFHD - 50 x 40"	200.0 (880.0)	50 of 40" Long	6" (Flanged)	1"	650
	CFHD - 60 x 30"	180.0 (792.0)	60 of 30" Long	6" (Flanged)	1"	700
	CFHD - 60 x 40"	240.0 (1056.0)	60 of 40" Long	6" (Flanged)	1"	700
	CFHD - 75 x 30"	225.0 (990.0)	75 of 30" Long	6" (Flanged)	1.5"	750
	CFHD - 75 x 40"	300.0 (1320.0)	75 of 40" Long	6" (Flanged)	1.5"	750
	CFHD - 80 x 30"	240.0 (1056.0)	80 of 30" Long	6" (Flanged)	1.5"	800
	CFHD - 80 x 40"	320.0 (1408.0)	80 of 40" Long	6" (Flanged)	1.5"	800
	CFHD - 100 x 30"	300.0 (1320.0)	100 of 30" Long	6" (Flanged)	1.5"	900
	CFHD - 100 x 40"	400.0 (1760.0)	100 of 40" Long	6" (Flanged)	1.5"	900
	CFHD - 120 x 30"	360.0 (1584.0)	120 of 30" Long	8" (Flanged)	1.5"	1000
	CFHD - 120 x 40"	480.0 (2112.0)	120 of 40" Long	8" (Flanged)	1.5"	1000
	CFHD - 140 x 30"	420.0 (1848.0)	140 of 30" Long	8" (Flanged)	2"	1100
	CFHD - 140 x 40"	560.0 (2464.0)	140 of 40" Long	8" (Flanged)	2"	1100
	CFHD - 160 x 30"	480.0 (2112.0)	160 of 30" Long	8" (Flanged)	2"	1200
	CFHD - 160 x 40"	640.0 (2816.0)	160 of 40" Long	8" (Flanged)	2"	1200

CFHF (BIG BLUE) / Working Pressure:150psi						
	CFHF (Dia - 4.5)1 x 40"	30 (132)	1 of 40" Long	2" (Flanged)	1/2"	200
	CFHF (Dia - 4.5)2 x 40"	60 (266)	2 of 40" Long	3" (Flanged)	3/4"	400
	CFHF (Dia - 4.5)3 x 40"	90 (400)	3 of 40" Long	4" (Flanged)	3/4"	500
	CFHF (Dia - 4.5)4 x 40"	120 (533)	4 of 40" Long	4" (Flanged)	1"	550
	CFHF (Dia - 4.5)5 x 40"	150 (666)	5 of 40" Long	4" (Flanged)	1"	600


BAG FILTER HOUSING

Design Type:


- 1) BFHC - Clamp Type
- 2) BFHF - Flange Type
- 3) BFHF(HP) - Flange Type



NOTE - 1. Available with High Pressure Inlet, Outlet, Drain & Vent - BSPF / NPTF threading or ANSI - Flange depending on size for all design type.


	Model	Bag Size	Inlet&Outlet	Flow Rate	Diameter	Thickness
	BFHC (clamp type) Working pressure:100psi					
	BFHC - 1	1	2"	15 m3/hr	200 mm	2 mm
	BFHC - 2	2	2"	30 m3/hr	200 mm	2 mm
	BFHC - 3	3	1"	4 m3/hr	114 mm	2 mm
	BFHC - 4	4	1"	7 m3/hr	114 mm	2 mm

BFHC


	Model	Bag Size	Inlet&Outlet	Flow Rate	Diameter	Thickness
	BFHF (Flange Type) / Working Pressure:150psi					
	BFHF - 1	1	2"	15 m3/hr	219 mm	2 mm
	BFHF - 2	2	2"	30 m3/hr	219 mm	2 mm
	BFHF - 3	3	1"	4 m3/hr	114 mm	2 mm
	BFHF - 4	4	1"	7 m3/hr	114 mm	2 mm

(Comes with hinge joint connection)

BFHF

	Model	Bag Size	Inlet&Outlet	Flow Rate	Diameter	Thickness
	BFHF(HP) - Flange Type, High Pressure :200psi					
	BFHF(HP) - 1	1	2"Flange	15 m3/hr	219 mm	2 mm
	BFHF(HP) - 2	2	2"Flange	30 m3/hr	219 mm	2 mm

BFHF(HP)

	Model	No.bags	Inlet&Outlet	Flow Rate	Diameter	Thickness
	BFHM (Multi Bag)/ Working Pressure:150psi					
	BFHM - 2 - 2	2	3"	60m3 /hr	450 mm	3 mm
	BFHM - 2 - 3	3	3"	105m3 /hr	500 mm	3 mm
	BFHM - 2 - 4	4	4"	120m3 /hr	550 mm	3 mm
	BFHM - 2 - 4	4	4"	120m3 /hr	600 mm	3 mm
	BFHM - 2 - 5	5	5"	150m3 /hr	650 mm	3 mm
	BFHM - 2 - 6	6	5"	180m3 /hr	700 mm	3 mm
	BFHM - 2 - 7	7	6"	210m3 /hr	750 mm	4 mm
	BFHM - 2 - 8	8	6"	240m3 /hr	800 mm	4 mm
	BFHM - 2 - 10	10	8"	300m3 /hr	900 mm	4 mm
	BFHM - 2 - 12	12	8"	360m3 /hr	1000 mm	5 mm
	BFHM - 2 - 12	12	8"	360m3 /hr	1000 mm	6 mm
	BFHM - 2 - 16	16	10"	480m3 /hr	1100 mm	6 mm
	BFHM - 2 - 18	18	10"	540m3 /hr	1200 mm	6 mm

BFHM

HOUSING ACCESSORIES

Accessories	CFHC(Clamp type)			CFHF(Flange type)
	3 Elements	5 elements	7 elements	11 Elements
Top Cap	YES	YES	YES	-
Top Clamp	YES	YES	YES	-
Holder	YES	YES	YES	-
Spring	YES	YES	YES	YES
Center rod 10"	YES	YES	YES	YES
Center rod 20"	YES	YES	YES	YES
Center rod 30"	YES	YES	YES	YES
Center rod 40"	YES	YES	YES	YES
Guide post 10"	YES	YES	YES	YES
Guide post 20"	YES	YES	YES	YES
Guide post 30"	YES	YES	YES	YES
Guide post 40"	YES	YES	YES	YES

Accessories	BFHC(Clamp type) Single Element	BFHF(Flange Type) Single Element
Top Cap	YES	YES
Top Clamp	YES	-
Bag holder(Press)	YES	YES
Leg Clamp	YES	YES
No.1 basket	YES	YES
No.2 basket	YES	YES
Eye bolts (Set)	-	YES



Pentair standard bag holder(Press)

PENTAIR® INDUSTRIAL – FILTRATION EXPERTISE WHEN YOU NEED IT

From high purity to heavy duty, Pentair Industrial has the knowledge, products and manufacturing capabilities to provide your next filtration solution. Contact us today to learn how.



PENTAIR

DISTRIBUIDOR AUTORIZADO:

Filtrosul Ind. e Com. de Filtros Ltda.

R. São Bento, 263. Curitiba-PR

(41) 3376-2425

industrial@filtrosul.com

www.filtrosul.com